

**TUTORIAL:**

**HOW TO USE THE PLATFORM  
TOOLS TO PARTICIPATE**

**Fabriano in Acquarello**  
**2024 SELECTION** **Fabriano  
inWatercolor**

**CANDIDATURES for 2024 exhibitions**  
**that in 2024 will go in ITALY next April, and in USA next October,**  
**are done by the PLATFORM:**

- **Participation of the artists** at FabrianoInAcquarello exhibitions and catalogue, is done through a public **selection by the Platform at [www.internationalwatercolormuseum.com](http://www.internationalwatercolormuseum.com)**
- **Selection** of the artist, is done by your Country Leader together with his team, to coordinate a Country community exhibition that best represents watercolor from their Country. Selection rules are the same for all the Artist from all over the world.
- To be taken in consideration for selection **the Artist must have a profile in the Platform at [www.internationalwatercolormuseum.com](http://www.internationalwatercolormuseum.com)**, or they can be asked to open it for the purpose.

So...

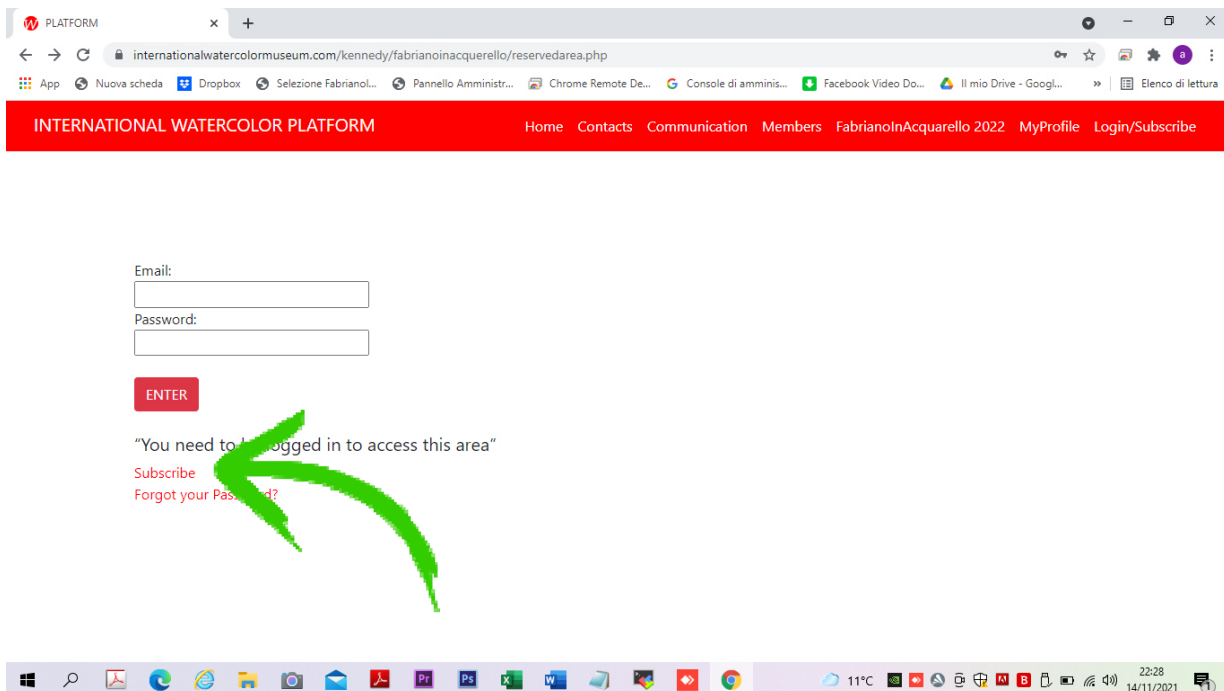
- if you don't have a profile in Platform, follow first the **[HOW TO MAKE A PERSONAL PROFILE IN THE PLATFORM \(page 2\)](#)**
- if you already have a Profile in the Platform, login by your usual datas and go directly to the **[HOW TO ENTER THE FabrianoInAcquarello exhibitions 2024 CANDIDATURE \(page 9\)](#)**
- if you want to know **[HOW TO ENTER THE Platform session to see all candidatures and vote your favorite ones go to \(page 13\)](#)**

# HOW TO MAKE A PERSONAL PROFILE IN THE PLATFORM

## 1. Use the **LOGIN/SUBSCRIBE** link in the top bar



## 2. Use **SUBSCRIBE** link



**3. Enter all your datas in the form**  
**take note of the **e.mail** and the **password**, you are using,**  
**because later you will ned them to login in your personal profile**

The screenshot shows a web browser window with the URL `internationalwatercolormuseum.com/kennedy/fabrianoinacquerello/fia_regdi.php`. The page title is "INTERNATIONAL WATERCOLOR PLATFORM". The navigation menu includes "Home", "Contacts", "Communication", "Members", "FabrianoInAcquarello 2022", "MyProfile", and "Login/Subscribe". The main content area is titled "SUBSCRIBE" and contains a form with the following fields:

- Email\* (required field)
- Nick\_Name
- Full name\* (required field)
- Password\* (required field)
- I subscribe to Country Community of\* (required field)

The "Choose Country..." dropdown menu is visible at the bottom of the form. The Windows taskbar at the bottom shows the date as 14/11/2021 and the time as 22:35.

**4. Enter the “**captcha**” code to tell the system you are not a robot and clicks the “**SUBSCRIBE**” button**

The screenshot shows the same web browser window as above, but the form is now scrolled down to show the "Address" and "Phone Number" fields. Below these fields is a captcha image with the word "G9AFFINS" and a "[ Change Captcha ]" link. A green arrow points to the "SUBSCRIBE" button. Below the form, there is a privacy notice:

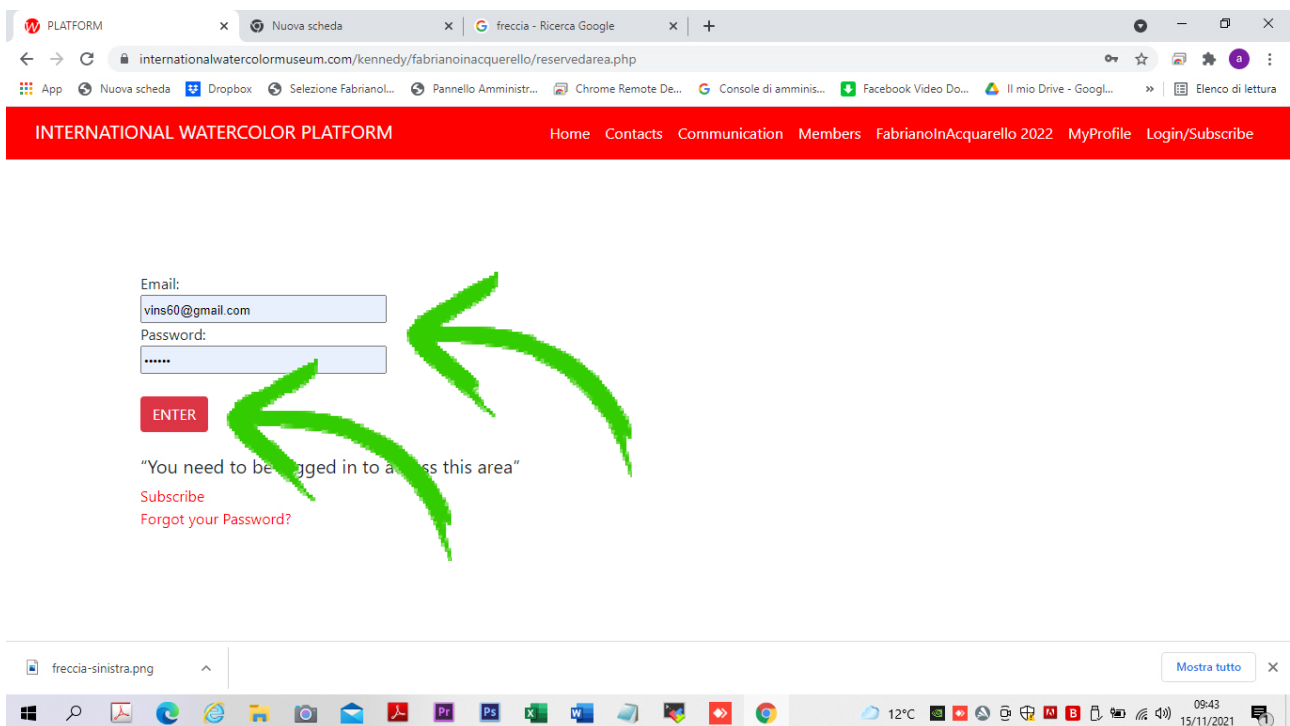
I have read the [Privacy Policy](#), by clicking on the SUBSCRIBE button I consent to the storage of my data in your archive as established in the European regulation for the protection of personal data no. 679/2016 GDPR. I can cancel the data by making an explicit request to [info@inartefabiano.it](mailto:info@inartefabiano.it)

The Windows taskbar at the bottom shows the date as 14/11/2021 and the time as 22:36.

5. You will get an email **that you must respond**, to validate your subscription (if you don't get the email in next few minutes... see FAQ)

**You are now ready to organize your Personal Profile, so**

6. Log in, by **your datas** and click the **ENTER button**  
(User name is the e.mail address you have used to subscribe  
Password is the password you have entered in the form)



## 7. enter the **GO TO MY PROFILE** or the **MY PROFILE** link

The screenshot shows a web browser window with the URL `internationalwatercolormuseum.com/kennedy/fabrianoinacquerello/reservedarea.php`. The page features a red navigation bar at the top with the text "INTERNATIONAL WATERCOLOR PLATFORM" on the left and "Home Contacts Communication Members FabrianoinAcquarello 2022 MyProfile Login/Subscribe" on the right. The main content area has a "welcome!" message above a red button labeled "Go to my profile". Below this is a grey box containing the following text: "This Platform is a Worldwide Watercolor Directory. A common project being developed by the contemporary watercolor world community. A meeting place for anyone connected to Water painting art. - All Artist, Brand, Society, School, Curators are welcome to SUBSCRIBE as MEMBER in the Platform and compile the PERSONAL PROFILE to witness their role in Watercolor World. Please take vision of all Platform information at **THIS LINK**". Two green arrows originate from the "Go to my profile" button: one points to the "MyProfile" link in the navigation bar, and the other points to the "THIS LINK" text in the grey box. The browser's taskbar at the bottom shows various application icons and the system clock indicating 09:44 on 15/11/2021.

## 8. Compile your Personal Profile by the “My Profile” and “ My Gallery” form

**Mind: Your Profile will not be visible in the Platform until you enter your personal photo. Don't forget to choose your country**

INTERNATIONAL WATERCOLOR PLATFORM Home Contacts Communication Members FabrianoinAcquarello 2022 MyProfile Logout

# MY PROFILE

To communicate Your membership or share it in socials, copy and paste this Uri and give visibility to your own page:  
[https://tinyurl.com/yyejj2e/fia\\_zoomarlist.php?keyric=2d724d53575d08c94518e128b118ee15](https://tinyurl.com/yyejj2e/fia_zoomarlist.php?keyric=2d724d53575d08c94518e128b118ee15)

### Read "My Communication"

Posted on: 2021-10-25 09:53:31

**FabrianoinAcquarello2020/2021 exhibition - Finissage**

Personal Profile tools:

- Compile or modify "My Profile"
- Compile or modify "My Gallery"
- Read "My Communication"
- Home
- Logout

freccia-sinistra.png

09:52 15/11/2021

INTERNATIONAL WATERCOLOR PLATFORM Home Contacts Communication Members FabrianoinAcquarello 2022 MyProfile Logout

This space is open to record a text to present you to watercolor world - You have the possibility to use 350 words and copy and paste from any text software.

This space is open to record a text to present you to watercolor world - You have the possibility to use 350 words and copy and paste from any text software.

This space is open to record a text to present you to watercolor world - You have the possibility to use 350 words and copy and paste from any text software.

p Words: 348

**PLEASE NOTE:**  
no Profile will be visible in MEMBERS list, until the Profile Picture is missing

Profile Picture  
(upload JPG image 1MB megabyte image maximum)

Upload Image

Save data

freccia-sinistra.png

09:57 15/11/2021

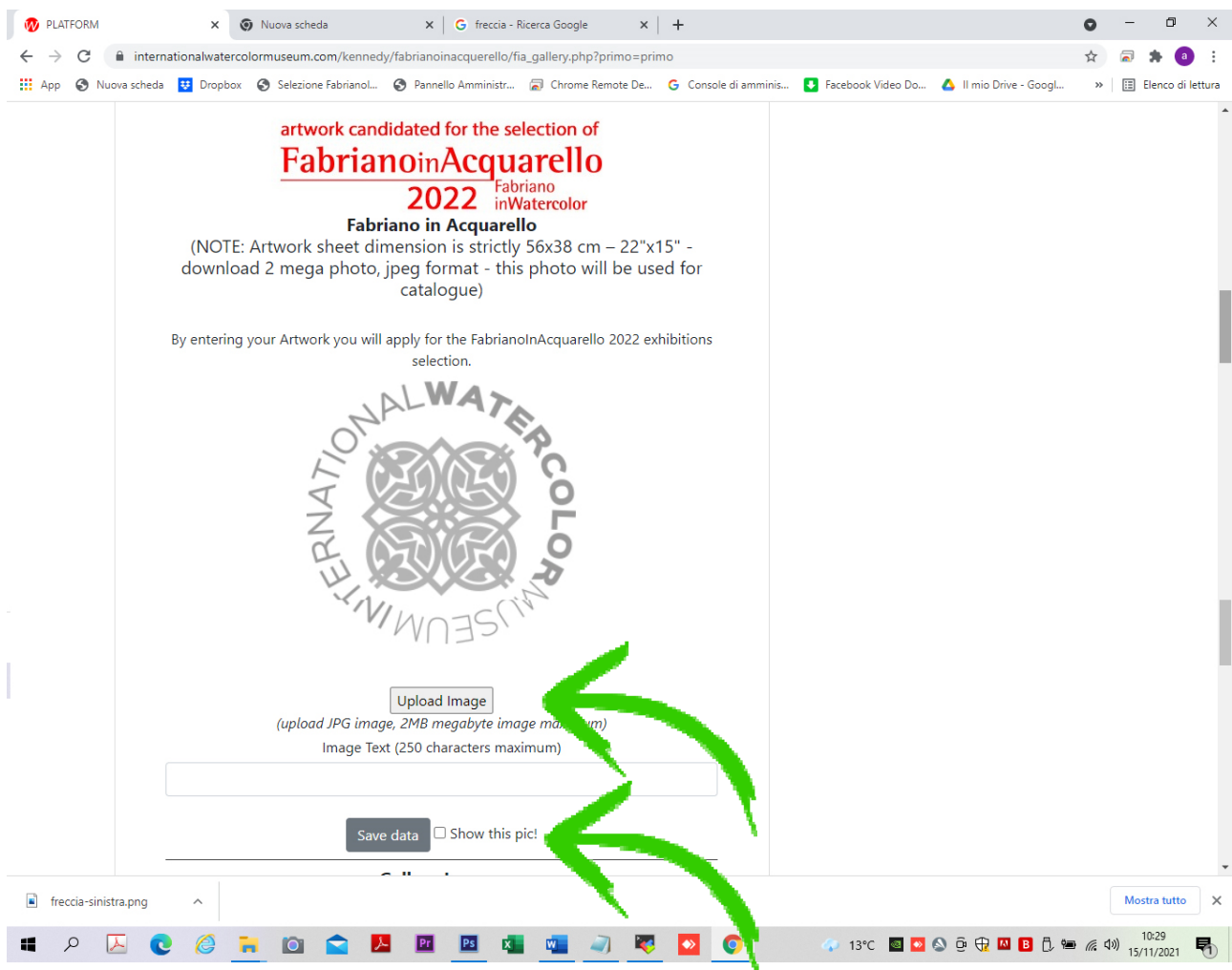


9. Inside the “MyGallery” form, you must add the photos of your paintings and you can also **enter the photo of the painting you want to candidate for FabrianoInAcquarello 2024 exhibition.**

**Mind:**

- the candidated paintings must be 56x38 cms
- you can candidate only 1 painting
- the photo of candidated painting must be 2 mega

**NOTE: remember to flag the box “show my pic” to render the painting visible (or don’t do it if you want it invisible)**

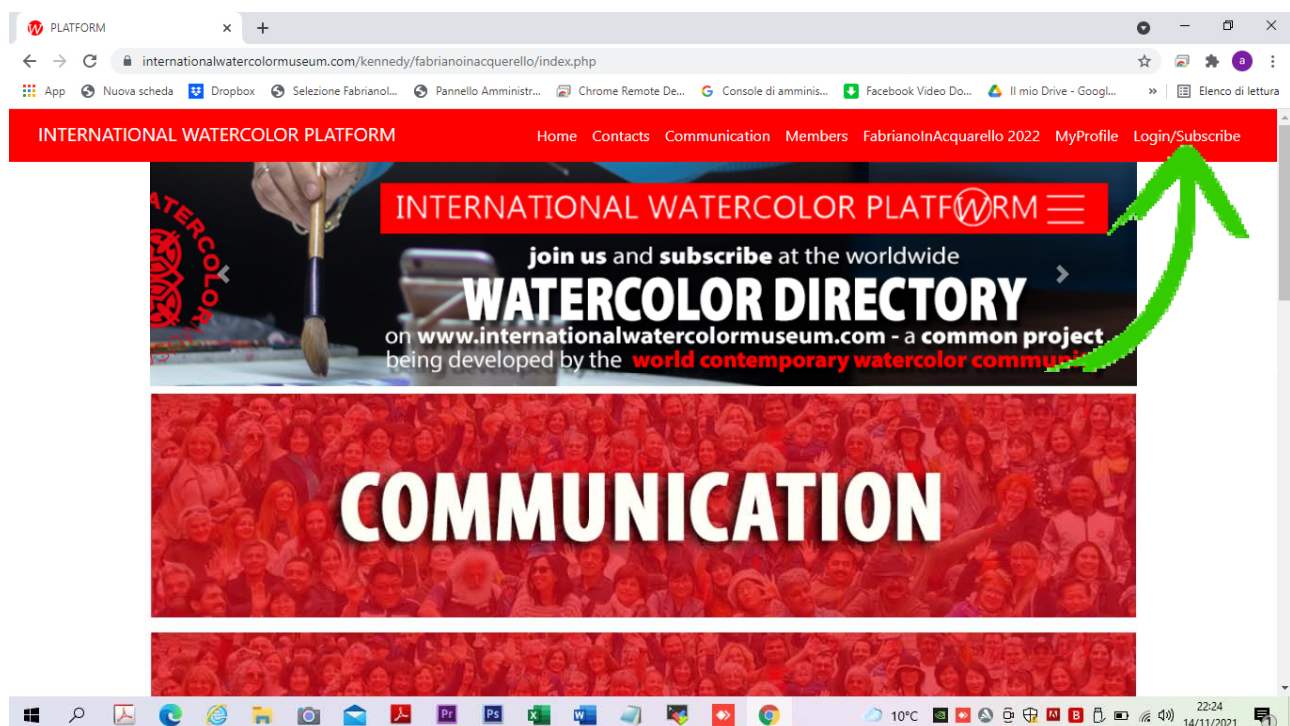


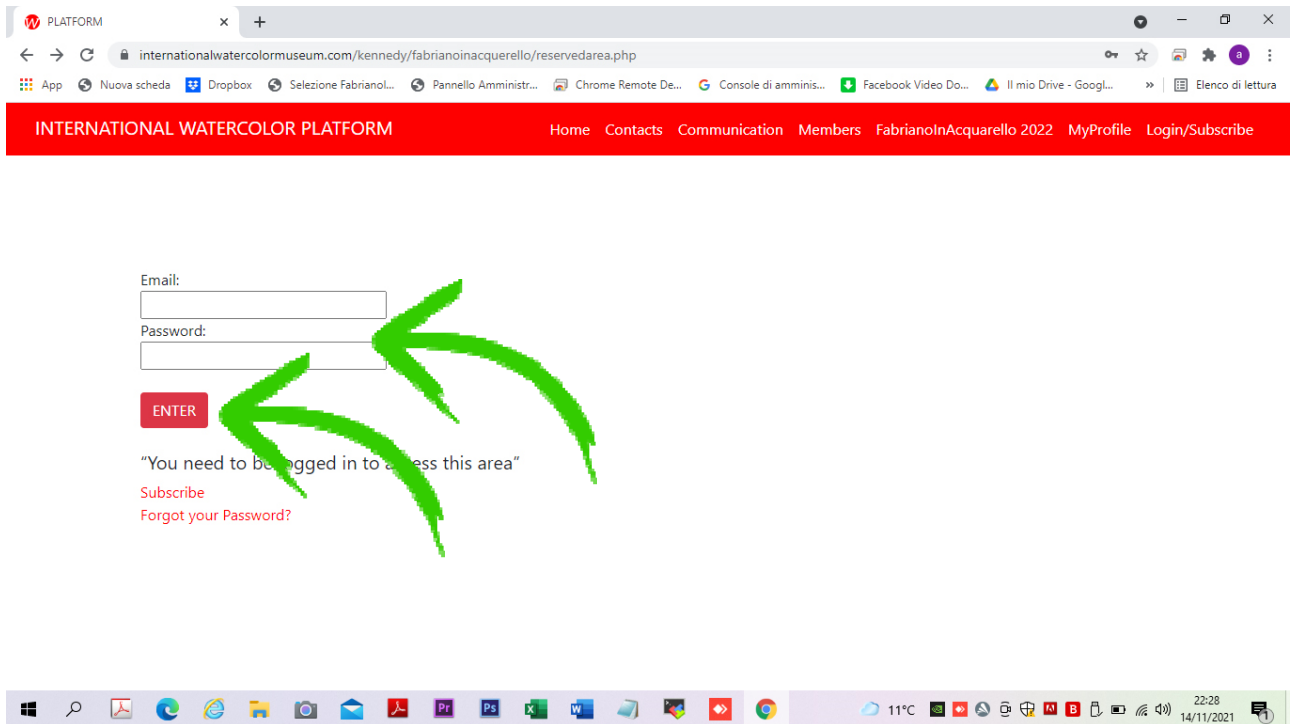


# HOW TO ENTER THE FabrianoInAcquarello exhibitions 2024 CANDIDATURE

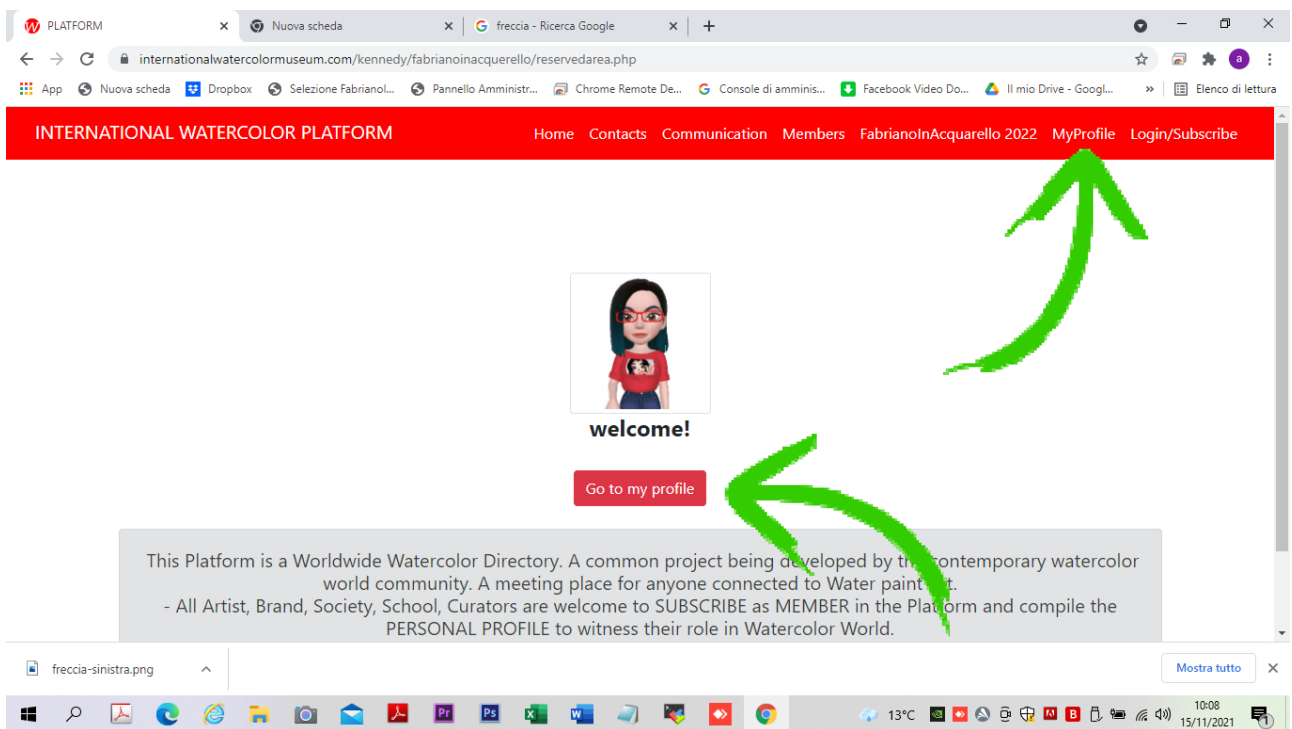
## 1. **Log in**, by your datas

(User name is the e.mail address you have used to subscribe  
Password is the password you have entered in the form)

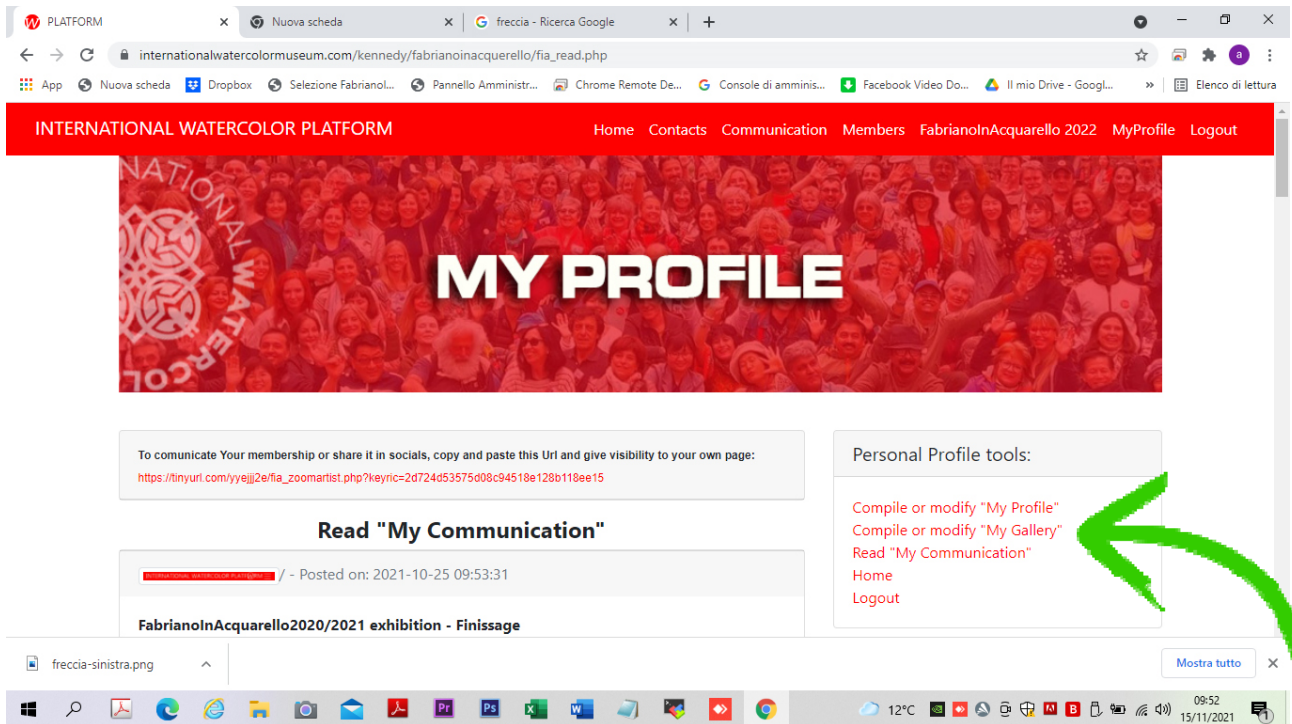




## 2. Enter the "My Profile" session



### 3. Enter the "My Gallery" form

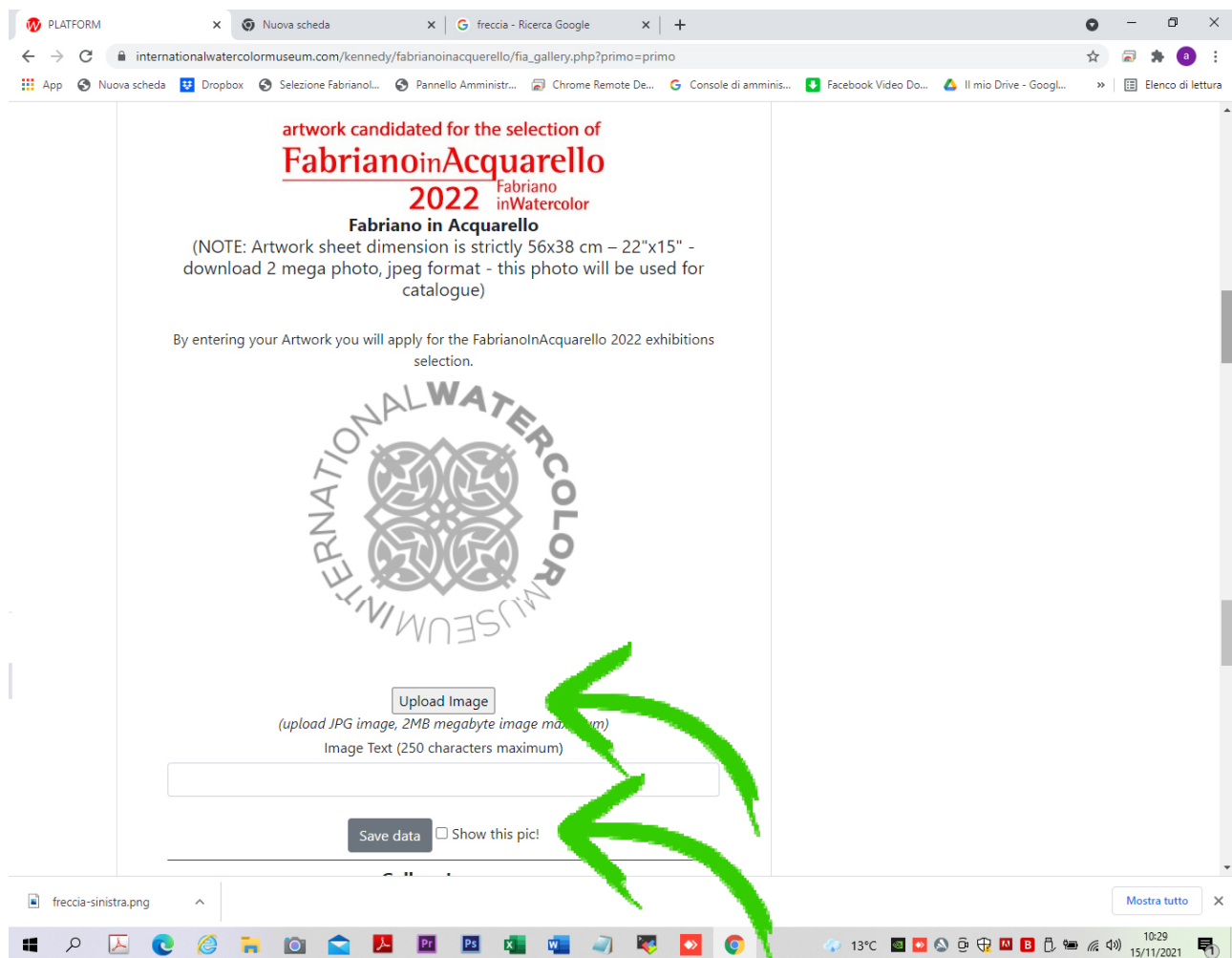


4. Inside the “MyGallery” form, we have added an uploaded section where you can **enter the photo of the paintings you want to candidate for FabrianoInAcquarello 2024 exhibition. It will be exposed in Italy in April and in USA in October 2024**

**Mind:**

- the candidated paintings must be 56x38 cms
- you can candidate only 1 painting
- the photo of candidated painting must be 2 mega

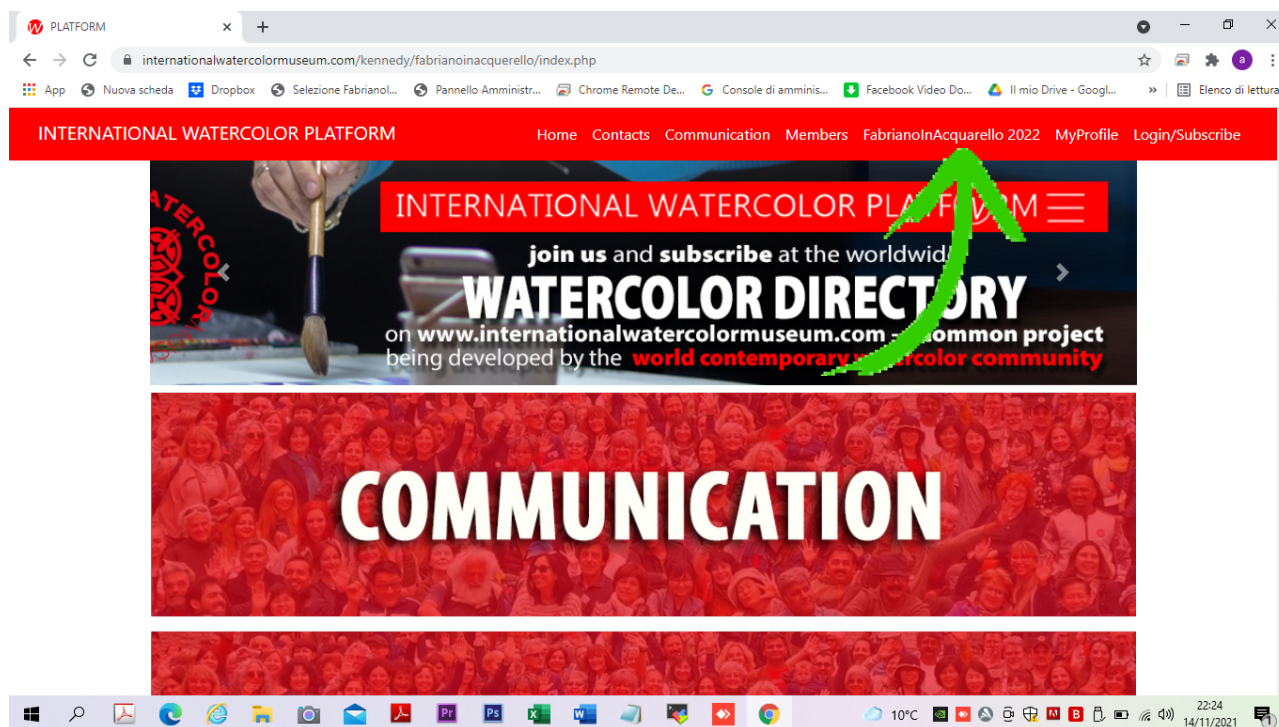
**NOTE: remember to flag the box “show my pic” to render the painting visible (or don’t do it if you want it invisible)**



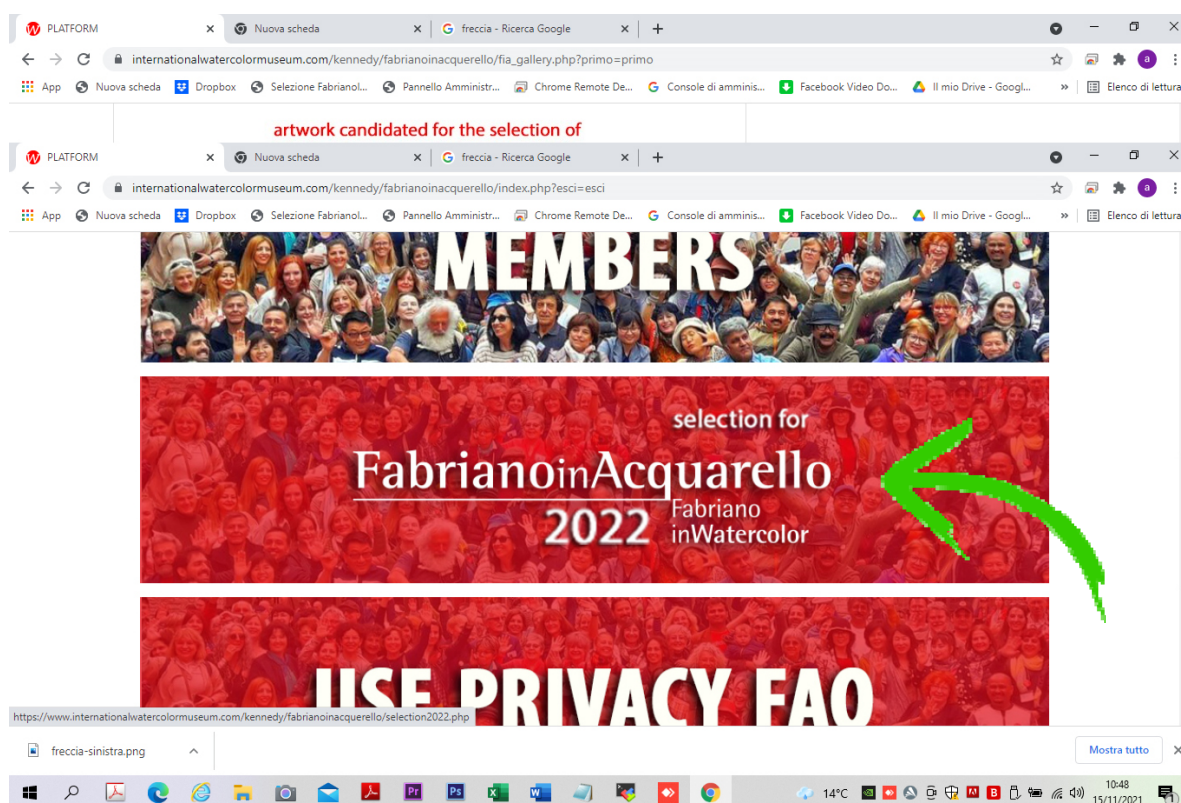


# HOW TO ENTER the Platform session to see all candidatures and vote your favorite ones

## 1. The session can be entered by the TOP BAR



## or by the HOME PAGE link



**or directly by this link**

**<https://www.internationalwatercolormuseum.com/selection2024.php>**

**sorry the photos of the platform are still from last year – we will redo after October 15, once we are online!**